

**Power PCB Relay RPII/2**

- 2 pole 8 A, 2 form C (CO) or 2 form A (NO) contacts
- 4 kv/8 mm coil contact
- Twin contacts available



Applications  
Domestic appliances, UPS



F0150-B

**Approvals**

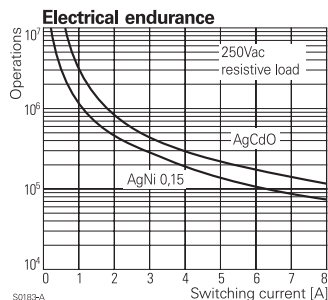
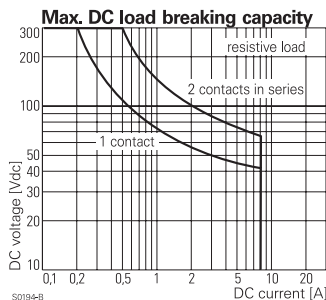
VDE Cert. No. 40025448, UL E214024  
Technical data of approved types on request

**Contact Data**

Contact configuration	2 form C (CO) or 2 form A (NO)
Rated voltage / max.switching voltage AC	250 VAC
Max. switching voltage	400 VAC
Rated voltage	8 A (UL: 10A)
Limiting making capacity, max 4 s, duty factor 10%	14 A
Breaking capacity max.	2000 VA
Contact material	AgCdO, AgNi0.15 gold flashed
Frequency of operation with / without load	600 / 72000 h <sup>-1</sup>
Operate/release time typ.	9/3 ms
Bounce time typ., form A/form B	2/3 ms

**Contact ratings**

Type	Contact	Load	Cycles
<b>IEC61810</b>			
RP420/421	A (NO)	8A, 250 VAC, resistive, 35°C	100x10 <sup>3</sup>
RP420	A (NO)	5A, 250 VAC, resistive, 70°C	30x10 <sup>3</sup>
<b>UL508</b>			
RP420	C (CO)	10A, 250 VAC, gen. purp, 70°C	6x10 <sup>3</sup>



**Coil Data**

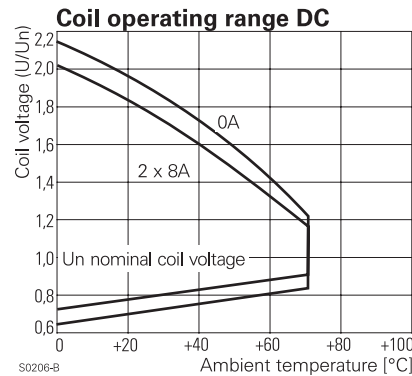
Coil voltage range	5 to 110VDC
Operative range, IEC 61810	2

**Coil versions, DC coil**

Coil code	Rated voltage VDC	Operate voltage VDC	Release voltage VDC	Coil resistance Ω±10% <sup>1)</sup>	Rated coil power mW
005	5	3.5	0.5	54	500
006	6	4.2	0.6	68	500
012	12	8.4	1.2	270	500
024	24	16.8	2.4	1100 <sup>1)</sup>	500
048	48	33.6	4.8	4400 <sup>1)</sup>	500
060	60	42.0	6.0	6540 <sup>1)</sup>	500
110	110	77.0	11.0	23100 <sup>1)</sup>	500

<sup>1)</sup> Coil resistance ±15%.

All figures are given for coil without pre-energization, at ambient temperature +20°C. Other coil voltages on request.



**Insulation Data**

Initial dielectric strength	
coil-contact circuit	4000V <sub>rms</sub>
open contact circuit	1000V <sub>rms</sub>
adjacent contact circuits	2500V <sub>rms</sub>
Clearance/creepage	
coil-contact circuit	≥8/8mm
Material group of insulation parts	IIIa

**Power PCB Relay RPII/2 (Continued)**

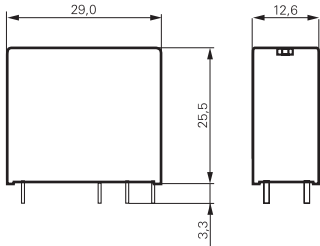
**Other Data**

Material compliance: EU RoHS/ELV, China RoHS, REACH, Halogen content refer to the Product Compliance Support Center at [www.te.com/customersupport/rohssupportcenter](http://www.te.com/customersupport/rohssupportcenter)

Ambient temperature	-40 to +70°C
Category of environmental IEC 61810	RTII - flux proof, RTIII - wash tight
Vibration resistance (functional), form A/form B, 30 to 150Hz	11/1.5g
Shock resistance (destructive)	100g
Terminal type	PCB-THT
Resistance to soldering heat THT, IEC 60068-2-20	
flux-proof version	270°C / 10s
wash-tight version	260°C / 5s
Relay weight	18g
Packaging unit	tube/20 pcs., box/500 pcs.

**Dimensions**

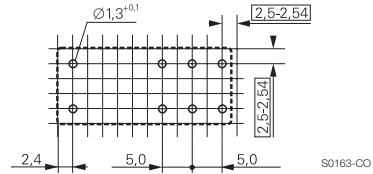
Dimensions in mm



S0273-AB

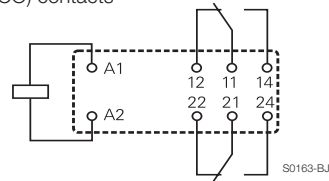
**PCB layout / terminal assignment**

Bottom view on solder pins  
Dimensions in mm



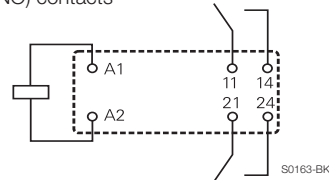
S0163-CO

**2 form C (CO) contacts**



S0163-BJ

**2 form A (NO) contacts**



S0163-BK

**Product code structure**

Typical product code **RP 4 2 0 024**

**Type**

**RP** Power PCB Relay RPII/2

**Version**

**4** 8A, flux proof      **8** 8A, wash tight

**Contact arrangement**

**2** 2 form C (2 CO)      **4** 2 form A (2 NO)

**Contact material**

**1** AgNi0.15 gold flashed      **0** AgCdO

**Coil**

Coil code: please refer to coil versions table

Product code	Version	Contacts	Cont. material	Pinning	Part number	
RP420006	Flux proof, 8A	2 form C (CO) contacts	AgCdO	6VDC	4-1393234-8	
RP420012				12VDC	5-1393234-0	
RP420024				24VDC	5-1393234-1	
RP420048				48VDC	5-1393234-2	
RP421012	Wash tight, 8A		AgNi0.15	12VDC	6-1393234-7	
RP421024				24VDC	6-1393234-8	
RP421110				110VDC	7-1393234-1	
RP820012				12VDC	9-1393234-0	
RP820024			AgCdO	24VDC	9-1393234-2	
RP821012				AgNi0.15	12VDC	1393845-4
RP821024					24VDC	1393845-5

This list represents the most common types and does not show all variants covered by this datasheet. Other types on request.