

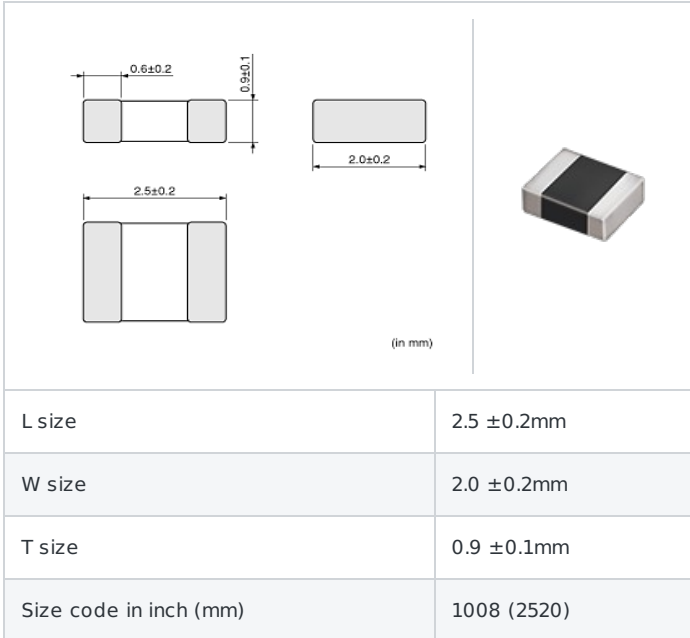
# LQM2HPN1R0MG0#

"#" indicates a package specification code.



< List of part numbers with package codes >  
LQM2HPN1R0MG0L , LQM2HPN1R0MG0B

## Shape



## Notes

In operating temperature exceeding +85°C, derating of current is necessary for LQM2HP\_G0 series.  
Please apply the derating curve shown in chart according to the operating temperature.  
Please confirm the below "Notice (Rating)".  
When applied Rated current to the Products, temperature rise caused by self-generated heat shall be limited to 40 °C max.

## References

Packaging code	Specifications	Minimum quantity
L	φ 180mm Embossed taping	3000
B	Packing in bulk	1000

Mass (Typ.)	
1 piece	0.022g

## Specifications

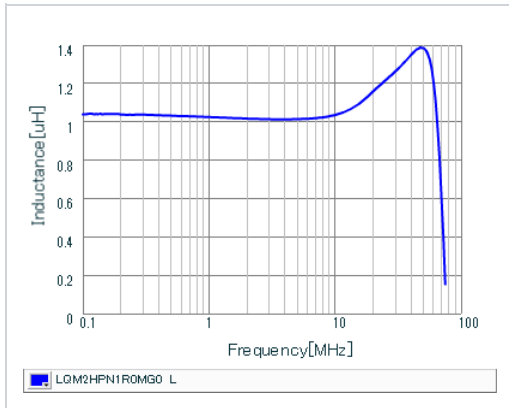
Inductance	1.0μH ±20%
Inductance test frequency	1MHz
Rated current (Itemp) (Based on Temperature rise)	1.6A(Ambient temperature 85°C) 1.2A(Ambient temperature 125°C)
Max. of DC resistance	0.069Ω
Avg. of DC resistance	0.055Ω(typ.)
Self resonance frequency (min.)	60MHz
Operating temperature range	-55~125°C
Class of magnetic shield	Magnetic shield of ferrite

### ⚠ Attention

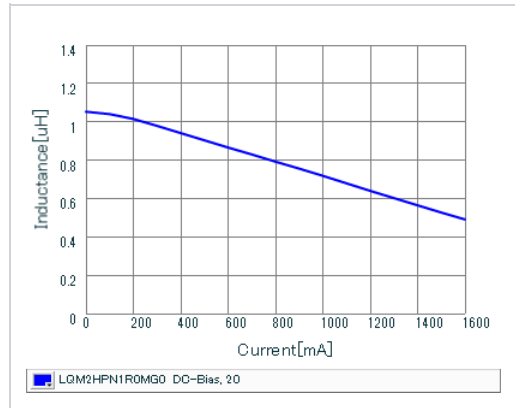
- 1.This datasheet is downloaded from the website of Murata Manufacturing Co., Ltd. Therefore, it's specifications are subject to change or our products in it may be discontinued without advance notice. Please check with our sales representatives or product engineers before ordering.
- 2.This datasheet has only typical specifications because there is no space for detailed specifications. Therefore, please review our product specifications or consult the approval sheet for product specifications before ordering.

**Chart of characteristic data (The charts below may show another part number which shares its characteristics.)**

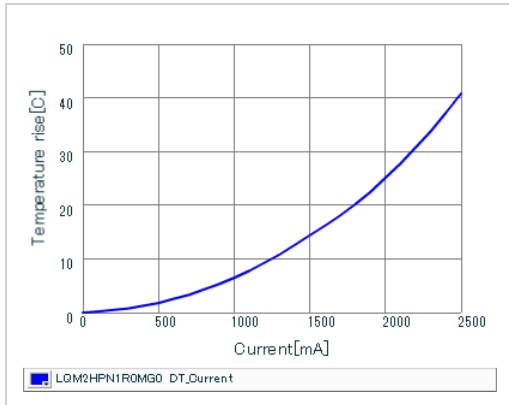
▪ Inductance-Frequency characteristics (Typ.)



▪ Inductance-Current characteristics (Typ.)



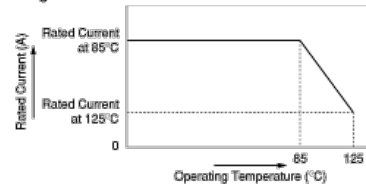
▪ Temperature rise characteristics (Typ.)



▪ Notice (Rating)

In operating temperature exceeding +85°C, derating of current is necessary for LQM2HP\_G0 series. Please apply the derating curve shown in chart according to the operating temperature.

Derating of Rated Current



**⚠ Attention**

1. This datasheet is downloaded from the website of Murata Manufacturing Co., Ltd. Therefore, its specifications are subject to change or our products in it may be discontinued without advance notice. Please check with our sales representatives or product engineers before ordering.
2. This datasheet has only typical specifications because there is no space for detailed specifications. Therefore, please review our product specifications or consult the approval sheet for product specifications before ordering.