

25.4mm X 10.1mm 10 Segment Bi-Color Light Bar

Features:

- *High dot intensity
- *Wide viewing angle
- *Bi- colors
- *Black face White dot
- *RoHS compliant

Available option:

- *Alternative face and dot color
- *Cropped terminal pins
- *Available emitting color
- *Low current version

Electro/Optical Characteristics If=20mA Ta=25°C

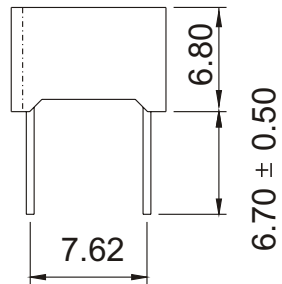
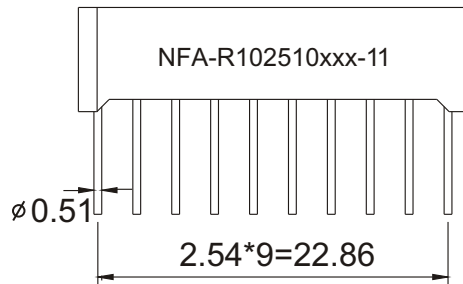
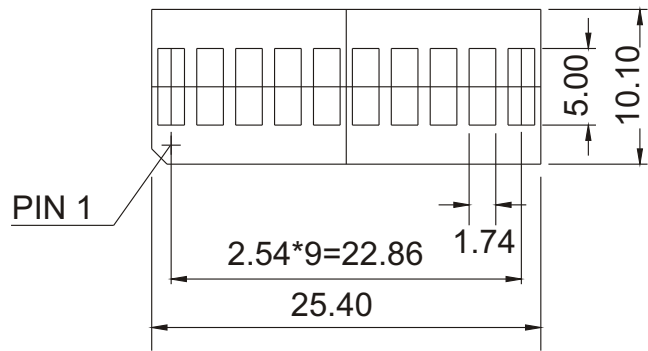
Part Number Row Cathode Column Anode	Part Number Row Anode Column Cathode	Emitting Color	Peak Wavelength	Forward Voltage V _F /Seg.		Luminous Intensity I _v /Seg.	
				Typ.	Max.	Min.	Typ.
LN-BP010HR/G-CC	LN-BP010HR/G-C	GaAlAs/GaAs Hi-Red	660	1.80	2.20	8.0	12.0
		GaP/GaP Green	570	2.20	2.50	7.0	11.0
LN-BP010O/G-CC	LN-BP010O/G-C	GaAsP/GaP Orange	632	2.10	2.50	8.0	12.0
		GaP/GaP Green	570	2.20	2.50	7.0	11.0
LN-BP010UO/UG-CC	LN-BP010UO/UG-C	AlGaInP/GaAs Ultra Orange	632	2.00	2.50	40.0	60.0
		AlGaInP/GaAs Ultra Green	574	2.10	2.50	25.0	40.0
Units			nm	V		mcd	

Maximum Ratings Ta=25°C (Derate above 25°C)

Characteristic	Test Condition	Symbol	R	G	O	UO	UG	Units
Pulse Forward Current Per Dot	1/10duty cycle 0.1ms Pulse width	I _{FP}	100	100	100	100	100	mA
DC Forward Current Per Dot		I _F	25	30	30	30	30	mA
Reverse Current Per Dot	V _R =5V	I _R	10	10	10	10	10	μA
Power Dissipation		P _D	60*10	80*10	80*10	65*10	75*10	mW
Operating Temperature		T _{OPR}	-40 to +80					°C
Storage Temperature		T _{TSG}	-40 to +85					°C
Lead soldering temperature	1.60mm from body maximum 3 seconds		260					°C

25.4mm X 10.1mm 10 Segment Bi-Color Light Bar

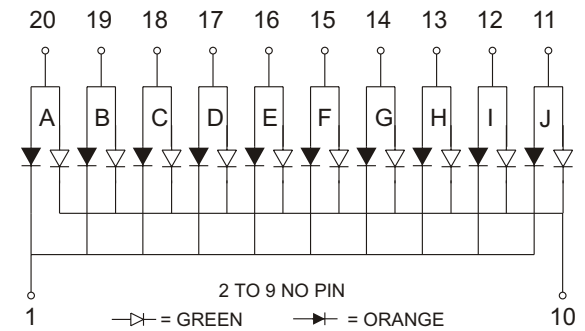
PACKAGE DIMENSION



Tolerance ±0.25mm unless stated

INTERNAL CIRCUIT DIAGRAM

Common Cathode



Common Anode

